

Visit **aeromotive.com** to find:

- Up-to-date catalogs
- Service manuals
- Product drawings
- Interactive catalog

Aero-Motive offers Solutions for Every Corner of Your Facility

Just glance from one corner of the plant to another and you'll see all the areas where Aero-Motive can help you set a new standard for performance and reliability. Our product lines are designed to make a job easier and faster. This enhances your productivity and your profits.

Products Built to Last

Our product is designed to exacting engineering criteria and manufactured under rigorous control standards. Our standards include a product that requires low maintenance and is easy to service. Many Aero-Motive products are still on the job after 30 years of service. And, less downtime translates to higher profits and lower costs for you.

One Source for Your Needs

Now you can find your favorite models of mobile electrification, fluid handling and tool product in one catalog. Just select the model number and call your local distributor for price and delivery. If you don't find the model for your application, or need assistance on other Aero-Motive products, call your local distributor.

Index




TOOL SUPPORT

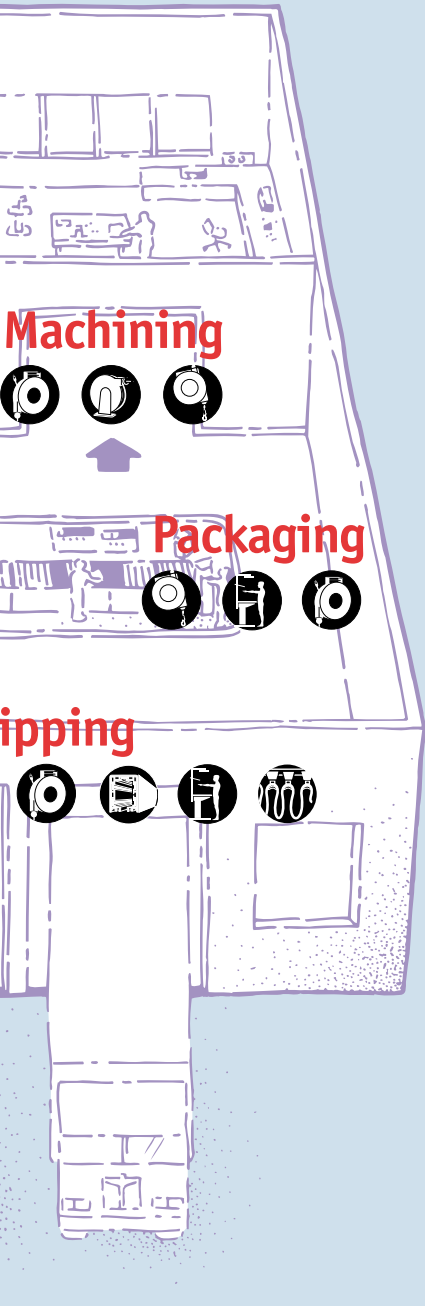
	Balancers	3-6
	Workstations	7-9
	Torque Reels	10

FLUID HANDLING

	Hose Reels	11-12
---	------------------	-------

MOBILE ELECTRIFICATION

	Cord & Cable Reels	13-16
	Festoon Systems	17-20
	AeroBAR	21



Standard Duty Positioners

Positioners are used to support the weight of the suspended tool or object. Ideal for light duty tool and pendant support, signs, heat lamps, exhaust hoods, etc. Not suitable for high-cycle applications.

G M 3 1 1-12 LB. POSITIONER

- Travel range of 55" without use of a ratchet or locking device
- Holds object in desired position
- Easy tension adjustment
- For light duty applications

Model	Weight		Cable Travel	
	lbs.	KG.	ft.	m
GM31	1-12	.05-5.4	4.6	1.41



Standard Duty Retractors

Retractors are used to balance or retract the suspended tool or object. Perfect for tool, hose, cable or pendant support.

R B 1-4 LB. RETRACTOR

- Easy tension adjustment without tools
- Full range of motion with 360° swivel hanger
- Durable nylon cable
- High impact composite housing
- Add -SC for optional safety chain

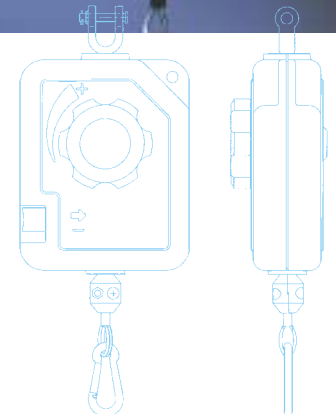
Model	Weight		Cable Travel	
	lbs.	KG.	ft.	m
RB2	1-2	0.5-0.9	5.2	1.6
RB4	2-4	0.9-1.8	5.2	1.6
RB210	1-2	0.5-0.9	10.0	2.54



R F 4-8 LB. RETRACTOR


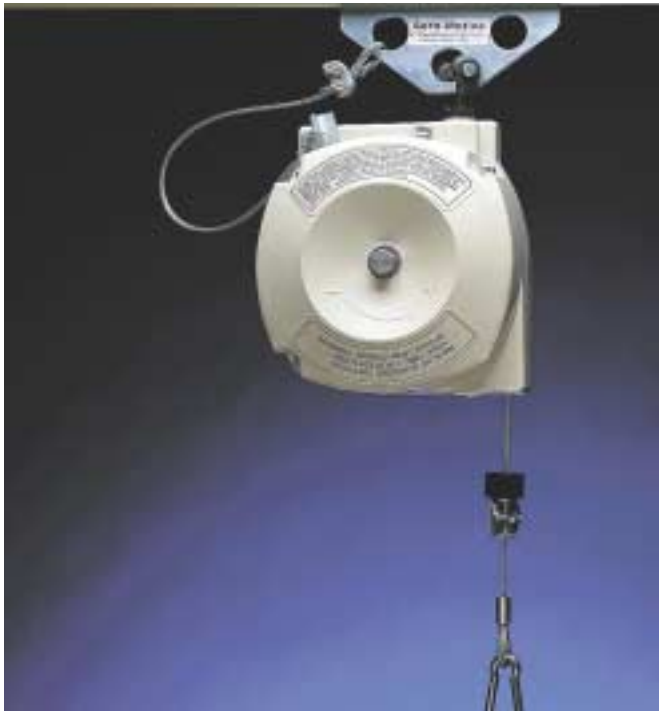
- Easy tension adjustment without tools
- Full range of motion with 360° swivel hanger
- Nylon-covered steel cable
- Ratchet lock on RFL models
- Add -SC for optional safety chain

Model	Weight		Cable Travel	
	lbs.	KG.	ft.	m
RF6	4-6	1.8-2.7	6.6	2
RF8	6-8	2.7-3.6	6.6	2
RFL6	4-6	1.8-2.7	6.6	2
RFL8	6-8	2.7-3.6	6.6	2



Always use secondary support on overhead mounted balancers to prevent the possibility of the balancer falling. See page 5 for accessories.

Visit toolsupport.com for more information



Standard Duty Balancers

Balancers allow the worker to move the suspended tool or object up or down with very little effort. Ideal for the support of a variety of pneumatic or electric tools and pendants.

B F 3-24 LB. BALANCERS

- Heavy duty, containerized spring
- Full range of motion with 360° swivel hanger
- High-impact composite housing
- Ratchet lock on BFL models
- Shackle design for secure mounting
- Add -SC for optional safety chain

Model	Weight		Cable Travel	
	lbs.	KG.	ft.	m
BF6	3-6	1.4-2.7	6.6	2
BF9	6-9	2.7-4.1	6.6	2
BF13	9-13	4.1-5.9	6.6	2
BF18	13-18	5.9-8.2	6.6	2
BF24	18-24	8.2-10.9	6.6	2
BFL6	3-6	1.4-2.7	6.6	2
BFL9	6-9	2.7-4.1	6.6	2
BFL13	9-13	4.1-5.9	6.6	2
BFL18	13-18	5.9-8.2	6.6	2
BFL24	18-24	8.2-10.9	6.6	2

Severe Service Retractors

Use to balance or retract suspended tool or object. Ideal for heavy duty tool, pendant and hose support.

F L R C 2 - 22 LB. RETRACTORS

Model	Weight		Cable Travel	
	lbs.	KG.	ft.	m
5FLRC	2-7	0.8-3.2	8	2.4
10FLRC	4-10	1.8-4.5	8	2.4
15FLRC	8-15	3.6-6.8	8	2.4
22FLRC	16-22	7.3-10.0	8	2.4

Heavy Duty Retractors

Retractors are used to balance or retract suspended tool or object. Ideal for heavy-duty tool, pendant and hose support.

SERIES F 1 - 15 LB. RETRACTORS

- Easy tension adjustment
- Heavy-duty steel construction
- Long lasting mainspring
- Ratchet lock on FLR models
- Add -SC for optional safety chain

Model	Weight		Cable Travel	
	lbs.	KG.	ft.	m
5F	1-5	0.4-2.3	8	2.4
5FLR	1-5	0.4-2.3	8	2.4
10F	4-10	1.8-4.5	8	2.4
10FLR	4-10	1.8-4.5	8	2.4
15F	8-15	3.6-6.8	8	2.4
15FLR	8-15	3.6-6.8	8	2.4



Always use secondary support on overhead mounted balancers to prevent the possibility of the balancer falling. See page 5 for accessories.

Heavy Duty Balancers

Balancers allow the worker to move the suspended tool or object up or down with very little effort. Ideal for heavy duty tool support.

EB 18-45 lb. BALANCERS

- Cast aluminum construction
- Containerized mainspring for safe and easy handling
- Automatic Drum lock
- Manual drum lock
- Full range of motion with 360° swivel hanger
- Shackle suspension for mounting security
- Add -SC for optional safety chain
- Additional part numbers and options available. Consult your distributor or see balancer catalog.

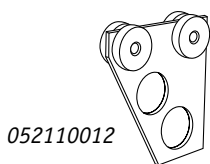
Model	Weight		Cable Travel		Ratchet
	lbs.	KG.	ft.	m	
EB25000	18-25	8.2-11.4	6.6	2	No
EB35000	25-35	11.4-15.9	6.6	2	No
EB45000	35-45	15.9-20.5	6.6	2	No
EB2500R	18-25	8.2-11.4	6.6	2	Yes
EB3500R	25-35	11.4-15.9	6.6	2	Yes
EB4500R	35-45	15.9-20.5	6.6	2	Yes



Always use secondary support on overhead mounted balancers to prevent the possibility of the balancer falling.

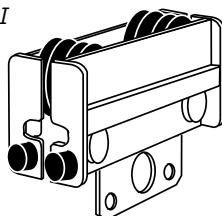


054110012



052110012

BT34I



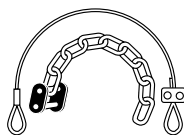
Balancer Accessories

Balancer Trolleys

Model	Description	Wheels	Capacity
054110012	For 5400 Box Track	Steel	50 lb.
052110012	For 5200 Box Track	Steel	30 lb.
BT34I	For 4" I-Beam	Polyurethane	300 lb.
BT3PR	For 3 1/4" Patent Rail	Polyurethane	300 lb.
BT34IW	Insulated for 4" I-Beam	Polyurethane	300 lb.


Balancer Secondary Support Chains

Model	Description	Max. Length
4963800000	Support for RB	15"
H13760001	Support for RF,FLRC,F	20"
H11610004	Support for EB	12"
4963900000	Support for JA,KA,EA,LA,T	12"
H13760000	Support for BF	20"



Hose and Cable Support

Model	Cable/Hose Dia.
6102000000	0.49"-0.91"
6102100000	0.91"-1.25"



Visit toolsupport.com for more balancer solutions



Severe Service Balancers

Balancers allow the worker to move suspended tool or object up or down with very little effort. Perfect for the support of production tools in demanding applications.

E A	5-40 lb. BALANCERS
J A	15-100 lb. BALANCERS
K A	85-200 lb. BALANCERS
L A	175-370 lb. BALANCERS

- High impact cast aluminum housing
- Tapered drum for true balance
- Wear-Guard coated drum
- Automatic drum lock
- Manual drum lock
- Containerized mainspring for safe and easy handling
- Declutching spring hub
- Add -SC for safety chain
- Ranges available up to 370 lb. Consult factory.

Model	Weight		Cable Travel	
	lbs.	KG.	ft.	m
10EA	5-12	2.3-5.4	6	1.8
20EA	12-20	5.4-9.1	6	1.8
30EA	20-30	9.1-13.6	6	1.8
40EA	30-40	13.6-18.1	6	1.8
20JA	15-25	6-11	7	2.1
30JA	25-35	11-16	7	2.1
40JA	30-45	13-20	7	2.1
50JA	40-55	18-25	7	2.1
60JA	55-65	24-30	7	2.1
70JA	55-70	24-32	7	2.1
80JA	70-85	31-39	7	2.1
90JA	80-90	36-41	7	2.1
100JA	90-100	40-45	7	2.1
110KA	85-115	38-52	7	2.1
120KA	115-125	52-57	7	2.1
130KA	125-135	56-61	7	2.1
140KA	135-145	61-66	7	2.1
150KA	145-155	65-70	7	2.1
160KA	155-165	70-75	7	2.1
170KA	160-175	72-79	7	2.1
190KA	175-195	79-88	7	2.1
200KA	190-200	86-91	7	2.1

Always use secondary support on overhead mounted balancers to prevent the possibility of the balancer falling. See page 5 for accessories.

Visit toolsupport.com
for more balancer solutions



Work Wizard Kits

Work Wizard is the smart way to modify existing workstations, workcells, assembly areas and material-handling areas into more productive and safer environments. Each kit contains all the parts you need for installation. There is no complicated guesswork about screws, nuts, or end caps.

B 1 0 2 SINGLE-BAY BENCH MOUNTED KIT

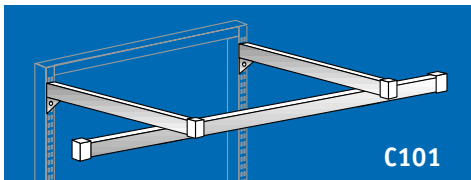
- Accepts lights, shelves and other accessories
- Kit measures 30" wide x 53" high
- Load capacity - 400 lbs.

B 1 0 6 SINGLE-BAY BENCH MOUNTED OVERHEAD KIT

- Single -bay bench mount kit with 5 ft. horizontal tool track
- Two hanger brackets, end stops, and end caps
- May use RB and RF series balancers
- Load capacity - 400 lbs. for vertical uprights, 50 lbs. for tool track

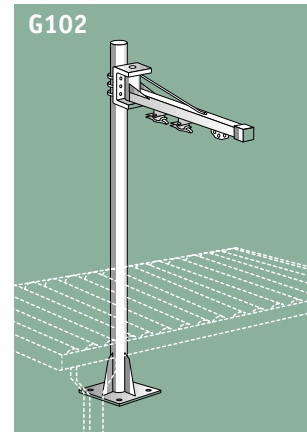
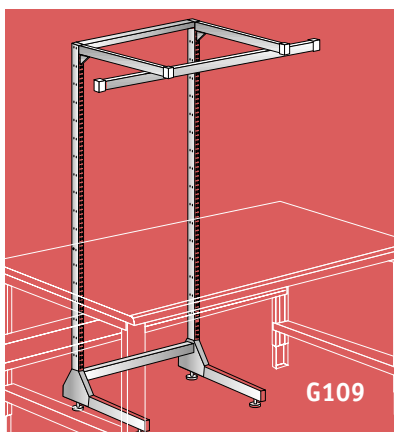
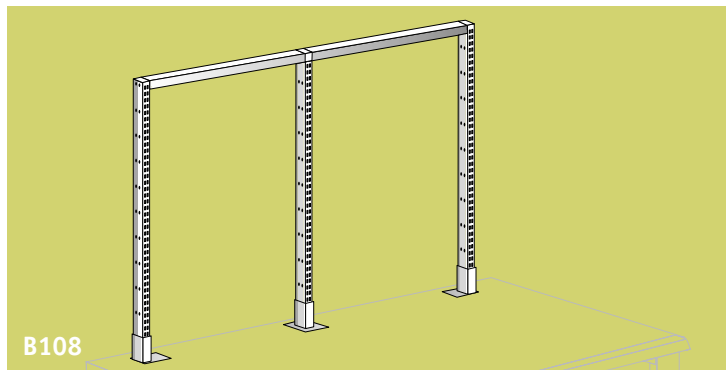
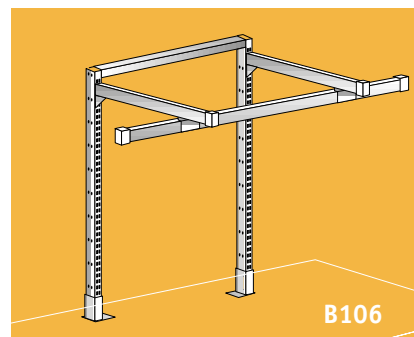
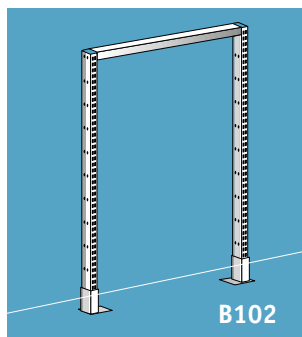
B 1 0 8 DOUBLE-BAY BENCH MOUNTED KIT

- Extended width provides more room for bins, shelves, overhead tools & other accessories
- Kit measures 60" wide x 53" high
- Load capacity - 400 lbs.



C 1 0 1 OVERHEAD TOOL SUPPORT

- Two 30" horizontal support extensions
- 5 ft. tool track with mounting brackets
- Optional extra 5 ft. tool track available (C104)




G 1 0 2 FLOOR MOUNT SWING JIB

- 9 ft. column with 6 ft. swinging jib; 180° rotation
- Intermediate cars, clamps for cable/hose to 1.25"
- Load capacity: 50 lbs.

G 1 0 9 SINGLE-BAY STANDING OVERHEAD

- 7 ft. freestanding frame
- 5 ft. horizontal tool track
- Two hanger brackets, end stops, and end caps
- May use RB and RF series balancers
- Load capacity: 600 lbs. for vertical structure and 30 lbs. for tool track



Work Benches; Adjustable legs with bottom shelf

WB604 30" x 60" maple top (shown above)
Also available 30" x 48" and with steel and laminate worksurfaces.

Create ergonomic and productive workstations with Work Wizard components. Start with an existing work bench or select one of the two Work Wizard models. Then add components that put parts and tools within easy reach. Some of the many Work Wizard Components include those shown left:

- B106** Overhead Kit for supporting lights and balancers
- M601** Fluorescent light with four T-8 lamps with electronic ballast. Also available with 48" & 60" tool tracks
- M208** Pegboard. A tackable backscreen (M207) also available
- M201** 12" x 30" shelf mounts flat or with 15° tilt
- M205** Bin Rail & Six Plastic Blue Bins
- M100** Six outlet Power Bar with 15 amps / 120 VAC power
A Vertical Power Bar is also available (M101)
- M306** Articulating Platform VDT Holder holds up to 40 lbs.
- M308** Keyboard Tray attaches to M306



Components shown above:

- M305** Bin Container Kit includes Articulating arm with Tool Shelf (M322), Bin Container (M305) and 12 Plastic Bins
- M307** Document Holder tilts from 20° to 90°
- M202** 18" Shelf adjusts from 0° to 25°
24" Shelf available (M203)
- M206** Spool Holder for solder and small wire reels
- B101** Bench Mounted Swing Jib includes upright, jib, balancer trolley and end clamp
- M211** Carton Divider fits under work bench

Cantilever workbenches feature easy slide leg adjustment

WBH604 30" x 60" Maple Top & Single Bay Upright Kit (left). Also available 48" and 75" widths and laminate and steel worksurfaces





Visit ergomation.com
for more workstation solutions

Visit click-spec.com
to build your own workstation system on-line

Ergomation® Systems

Build custom workstations and material handling structures that increase productivity and promote worker safety.

EDG WORKSTATION FRAMES

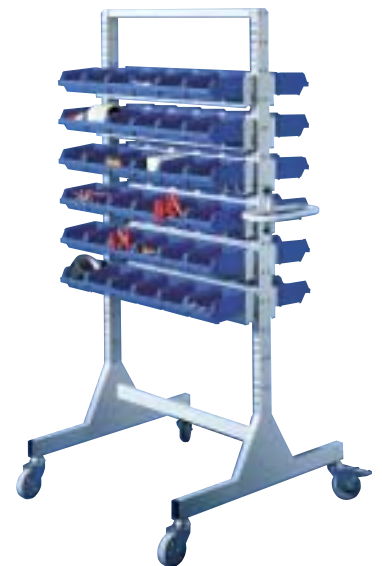
- Universal platform can be configured for slide leg, hand crank or motor adjustment. Reconfigures with a few simple tools.
- Rigid box-beam fixing frame and heavy-duty steel deck support up to 1000 lbs. Unlimited side to side positioning of upright structure.
- Interchangeable feet. Center and rear justified options are available.
- Height adjustment range from 25.5" to 41.5".
- Motorized frame features a low EMS, low voltage dual actuator controller for synchronized leg movement and stressless operation. Three-position memory switch makes height adjustment nearly automatic.
- 120 roller bearings per leg for precise and secure articulation of the 3-stage slide.
- Uprights and components move in relation to the worksurface height.
- Bolt-on cross beam, standard on motorized and hand crank models, provides extra stability.
- Built in cable/hose management duct and mod-esty panel.
- Adjustable leveling glides. Optional casters are available.
- Hundreds of optional components available.

1 - 2 - 1 UNIVERSAL UPRIGHT SYSTEM



The new 1-2-1 system of vertical framing is now standard equipment for all Ergomation uprights.

- Used with standing frames, trolleys, Flow Rack and frame attached configurations.
- No-weld system is entirely modular and can be reconfigured in minutes.
- Outside holes allow the attachment of units of different heights.
- Uprights are available in 84", 72", 65", 53", 36" & 27" heights.
- Horizontal units include 30", 45" & 60" widths.
- Interchangeable feet include 30", 36" & 42" center-justified and 30" & 36" rear-justified depths.
- All existing Ergomation products are compatible with the 1-2-1 system.



Ergomation® Systems



1 - 2 - 1 FLOW RACK SYSTEM

Flow Rack offers increased productivity by making it easy to move heavy, bulky parcels around the workplace.

- Modular design can be configured to feed work in and out on multiple levels.
- The framework of one-inch slotted uprights allows mounting of tool support, storage components, and other Ergomation accessories.
- First in, first out shelves can adjust to any angle using cantilevered mounting brackets.
- Each Flow Rack frame holds up to 1800 lbs. and each FIFO shelf up to 600 lbs. evenly distributed.
- Racks can be made portable using optional casters—up to 1000 lbs. maximum load

Torque Reels

Ideal for suspending push-button pendant stations for overhead hoists and cranes.

1 5 1 5 5-15 LB. TORQUE REELS


Series T 15-20 LB. TORQUE REELS

- Easy external tension adjustment
- TR model offers rigid mount
- Series T offers automatic drum lock
- Add -SC for optional safety chain

Model	Weight		Active Travel		Tension Build Up	
	lb.	kg.	ft.	m	lbs.	kg.
0515T	5	2.3	15	4.58	6	2.72
1015T	10	4.5	15	4.58	11	4.98
1515T	15	6.8	15	4.58	19	8.64
1515TR	15	6.8	15	4.58	19	8.64
T2N1515	15	6.8	15	4.58	19	8.64
T2N1520	15	6.8	20	6.10	38	17.25
T2N2020	20	9.1	20	6.10	38	17.25

More sizes are available. Consult Aero-Motive.

Always use secondary support on overhead mounted torque reels to prevent the possibility of the balancer falling. See page 5 for accessories.



Visit toolsupport.com
for more torque reel solutions

Hose Reels

Hose reels are designed to improve productivity and hose management by eliminating kinks, knots and tangles in hose. Perfect for storage of hose in industrial environments.

V P R HAND WIND HOSE REELS

- Heavy steel construction
- Corrosion resistant epoxy powder-coat finish
- Spring tension brake
- Brass fluid path, Nitrile seals
- Simple mounting for floor, wall or work bench

Model	Hose I.D.		Hose O.D.		Length		Pressure psi	NPT inlet fitting
	in.	mm	in.	mm	ft.	m		
CL102	.25	6.4	.63	15.9	100	30.4	300	.25
CL202	.25	6.4	.63	15.9	200	60.8	300	.25
CL103	.38	9.7	.75	19.0	50	15.2	300	.38
CL203	.38	9.7	.75	19.0	100	30.4	300	.38

Does not include hose. Maximum capacity dimensions listed. 3000 psi reels available.



Hose Specs

Low Pressure (to 300 psi)	Type: EPDM/SBR tube, Red SBR cover Max Temp: 176° F
Medium Pressure (to 3000 psi)	Type: SAE 100 R1 TYPE AT Synthetic Rubber tube & cover Max Temp: 212°F
High Pressure (to 5000 psi)	Type: SAE 100 R2 TYPE AT Synthetic Rubber tube & cover Max Temp: 212°F

V P R HOSE REELS

- Steel construction for long life in industrial usage
- Containerized main spring for safe, easy maintenance
- Adjustable guide arm with four-roller guide
- Brass and stainless steel fluid path, Nitrile seals
- Durable epoxy powder-coat finish
- Ratchet lock and easy tension adjustment
- Hose stop included with all models

Model	Hose I.D.		Hose O.D.		Length		Pressure psi	NPT Inlet fitting
	in.	mm	in.	mm	ft.	m		
DA230	.25	6.4	.63	16	30	9.1	300	.25
DA330	.38	9.6	.75	19	30	9.1	300	.38
DA300*							300	.38
MA230	.25	6.4	.63	16	30	9.1	2000	.25
MA330	.38	9.6	.75	19	30	9.1	2000	.38
MA300*							3000	.38
HA230	.25	6.4	.63	16	30	9.1	5000	.25
HA325	.38	9.6	.75	19	25	7.62	4000	.38
HA200*							5000	.25
HA300*							5000	.38
DB350	.38	9.6	.75	19.0	50	15.2	300	.38
DB430	.50	12.7	.94	23.8	30	9.1	300	.50
DB450	.50	12.7	.94	23.8	50	15.2	300	.50
DB400*							300	.50
MB350	.38	9.6	.75	19.0	50	15.2	2000	.38
MB430	.50	12.7	.94	23.8	30	9.1	2000	.50
MB450	.50	12.7	.94	23.8	50	5.2	2000	.50
MB400*							3000	.50
HB250	.25	6.4	.63	16	50	15.2	5000	.25
HB200*							5000	.25
HB330	.38	9.6	.75	19.0	30	9.1	4000	.38
HB350	.38	9.6	.75	19.0	50	5.2	4000	.38
HB300*							5000	.38

* Without hose

D 6 5 0 HOSE REELS




D650

- Stainless steel and lead-free brass fluid path suitable for food handling, processing and pharmaceutical industries (D650SS only)
- Made with heavy duty corrosion resistant aluminum
- Anti-lock out ratchet system
- Containerized mainspring for safe handling
- Adjustable hose guide
- Hose stop included with all models
- PVC hose with Nitrile seals

Regular Model	Lead-Free Model	Hose	ID Hose in.	ID Hose mm	OD Hose in.	OD Hose mm	length ft.	length m.	PSI
D651*	D651SS*	none	.25	6.4	.63	16	50	15.7	300
D652*	D652SS*	none	.38	9.7	.75	19	50	15.7	300
D653	D653SS	incl.	.25	6.4	.63	16	35	10.7	300
D654	D654SS	incl.	.25	6.4	.63	16	50	15.7	300
D655	D655SS	incl.	.38	9.7	.75	19	35	10.7	300
D656	D656SS	incl.	.38	9.7	.75	19	50	15.7	300
D657**	D657SS	incl.	.50	12.8	.94	24	25	7.6	300

*50 ft. travel for hand pull-out. 40 ft. travel for auto pull-out. ** inlets 3/8" NPT



Reels do not include hose.

SB

SA

S A , S B STAINLESS STEEL REELS

Designed for use in food processing, chemical handling, industries, also harsh environments, such as marine applications. Reels do not include hose.

- Stainless Steel construction
- Containerized main spring
- Adjustable guide arm with four-roller guide
- Stainless steel fluid path, Nitrile seals
- Ratchet lock and easy tension adjustment
- Hose stop included on all models

Model	Hose I.D. in.	Hose I.D. mm	Hose O.D. in.	Hose O.D. mm	Length ft.	Length m	Pressure psi
SA300	.25	6.4	.63	16	30	9.1	300
SA300	.38	9.6	.75	19	30	9.1	300
SB400	.38	9.6	.75	19	50	15.2	300
SB400	.50	12.7	.94	24	50	15.2	300

Maximum capacity dimensions listed.



W B WELDING HOSE REELS

- UL listed for oxygen/acetylene, mapp gas, propane, natural gas
- Steel construction with epoxy powder-coat finish
- Containerized main spring
- Adjustable guide arm with four-roller guide
- Forged brass fluid path with fluorocarbon seals
- Ratchet lock and easy tension adjustment
- Hose stop and lead in hose included with all models
- Hose Features: Rubber core and cover

Model	Hose I.D. inch	Hose I.D. mm	Hose O.D. inch	Hose O.D. mm	Length feet	Length m	Pressure psi	Inlet fitting NPT
WB230	.25	6.4	.63	16	30	9.1	300	.25
WB250	.25	6.4	.63	16	50	15.2	300	.25
WB265	.25	6.4	.63	16	65	19.8	300	.25
WB200	Without Hose						300	.38



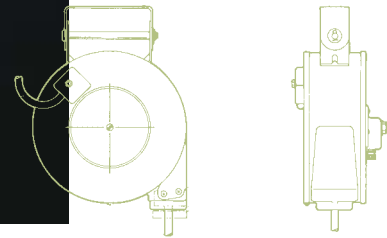
RI253FE



RI453M

Cord Reels

Cord reels are designed for indoor maintenance, repair, power supply to hoists and close-up work. Ideal for ready access to hand lamps and power outlets.



RI 25 CORD REEL

- 25 feet travel
- Swinging mount
- Adjustable tension
- 3 conductor, 16 AWG
- For Hand Lamp, add suffix M, H, 13W, 13G, 13S or FE (see page 7)
- UL listed and CSA certified

RI 45 CORD REEL

- 35 feet travel
- Swinging mount
- Adjustable tension
- 3 conductor, 16 AWG
- For Hand Lamp, add suffix M, H, 13W, 13G, 13S or FE (see page 7)
- UL listed and CSA certified

RI 50 CORD REEL

Industrial strength reel has all the convenience, endurance and reliability feature you need at an easy-to-buy price.

- Fewer moving parts for long working life
- Removable hub covers for easy maintenance
- Easy tension adjustment
- Ratchet lock w/ engage and disengage capability
- Corrosion resistant steel housing
- Rigid or swinging mounts available
- UL listed
- Hand lamp and auto switch options available
- Indoor use only



RI5113G

RI50 reels come standard with rigid mount and no hand lamps. To select swinging mount add suffix "S" to part number. To add hand lamp option add the suffix for the type of hand lamp required. Add the suffix "AS" for the auto switch option. Example: RI51S-FE-AS

Model	Conductors	Travel	Amps/Volts	Swing mount	Hand lamp	Auto switch	Receptacles
RI25	3c/#16 AWG	25 ft/7.6m	7a / 120v	standard	any	add -S	R, D, Q
RI45	3c/#16 AWG	35 ft/10.7m	6a / 120v	standard	any	add -S	R, D, Q
RI51	3c/#16 AWG	50 ft/15.2m	8a / 120v	add -S	FE, M, 13G	add -AS	R, D, T, Q
RI52	4c/#16 AWG	50 ft/15.2m	5.5a / 120v	add -S	—	—	—
RI53	3c/#14 AWG	45 ft/13.7m	11a / 120v	add -S	FE, M	add -AS	R, D, Q
RI54	4c/#14 AWG	30 ft/9.1m	7.5a / 120v	add -S	—	—	—
RI55	3c/#12 AWG	35 ft/10.7 m	15a / 120v	add -S	—	add -AS	R, D, Q

Optional Cord Reel Lamps



Type M HAND LAMP DANIEL WOODHEAD®

- Steel guard with reflector for 100W bulb
- Replaceable lamp switch
- NEMA 5-15R outlet
- Rubber handle
- Snap-open guard



Type H HAND LAMP DANIEL WOODHEAD®

- Guard with reflector for 100W bulb
- Replaceable lamp switch
- NEMA 5-15R outlet
- Snap open guard




Type FE HAND LAMP DANIEL WOODHEAD®

- Insulated guard without reflector
- Use with remote or optional auto switch
- Complies with NEC S11-3F



Type 13S HAND LAMP DANIEL WOODHEAD®

- 10 inch fluorescent hand lamp
- Built-in ballast
- Low temperature 13 watt plug-in lamp



Type 13G HAND LAMP

- 10-inch fluorescent hand lamp
- Low temperature 13-watt plug-in lamp
- Use with remote or optional auto switch
- Scratch guard lens



Type 13W HAND LAMP DANIEL WOODHEAD®

- 10-inch fluorescent hand lamp
- Low temperature 13-watt plug-in lamp
- Use with remote or optional auto switch



Other Cord Reel Accessories

RECEPTACLE One NEMA 5-15R outlet (add suffix -R)

TRIPLEX OUTLET Three NEMA 5-15R outlets (add suffix -T)

DUAL OUTLET Two 15A GFCI outlets, snap door cover (add suffix -D)

QUAD OUTLET Four NEMA 5-15R outlets (add suffix -Q)

PIVOT BASE (see page 9) 330° pivot - order PB10YE for RI50 series reels and PB2A for 228B

AUTOMATIC ON/OFF SWITCH Turns light off when cable is fully retracted

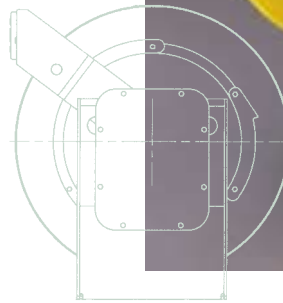
Visit reels.com for information on hand reels and lamps

Cable Reels

Cable reels are designed for top performance, long service life and easy maintenance. Ideal for hoists, electric tools and moving equipment.

POW-R-MITE CABLE REELS

- Factory assembled with Type S0 or W cable
- Reels constructed with spring tension to lift or stretch cable with 10% sag
- Containerized main-spring for safe and easy handling
- Modular collector ring
- 30 Amp collector ring on 200, 300, and 400 models
- 35 or 75 Amp collector ring on 5000M models
- Adjustable cable guide with anti cable "lock-out" feature
- UL listed - 200,300 and 400 models
- CSA Certified available



POW-R-MITE SELECTOR

For easy selection, choose amperage, cable size, number of conductors and cable length from shaded area below.

Rated Amps.	Cable AWG Size	No. Cond.	Length Feet/Meters										
			20/6.1	25/7.6	30/9.1	35/10.7	38/11.6	40/12.2	45/13.7	50/15.2	60/18.3	70/21.3	
9	16	3	232B*		224B*				231B*		228B*		5137BL*
7	16	4	242B		234B				244B		238B		5147BL
7	16	6								206B			5167BL
6	16	8					208B				485B		5187BL
5	16	10			403B						5105BL		5207BL
5	16	12			413B						5115BL		5217BL
13	14	3	332C**	253C**	233C**				334C**		358C**		5137CL**
11	14	4	342C	363C	343C				344C	367C	345C		5147CL
11	14	6				306C					5165CL		5267CL
8	14	8	308C		483C							5286CL	
7	14	10	402C								5205C		
6	14	12	5112CL						5214CL				
18	12	3	332D	383D	333D	385D			434D		435D		5137DL
14	12	4	342D		394D				444D		445D	5146DL	
14	12	6			463D							5266DL	
12	12	8	482D								5285DL		
22	10	3	242E		433E				434E		5135EL		5237EL
16	10	4	452E		443E				5144EL		5245EL		5247EL
14	10	6	462E								5365EL		
14	10	8			5283EL								
40	8	2			5123FL						5225FL		
35	8	3			5133FL						5235FL		
32	8	4	5142FL						5344FL				
55	6	2			5223GL						5325GL		
45	6	3			5333GL								
44	6	4	5342GL										

End of Cable options (see page 7) *Q, R, D, M, H, 13S **Q, R, D



HW100

Hand Wind Reels

Hand wind reels are designed for heavy-duty industrial storage applications. Perfect for storing extension cords, or continuous power service.

HW 100 HAND WIND REEL

- Heavy duty design for storage of extension cords, power cables, rope or hoses
- Center cavity access to the end of conductor

HW 300 HAND WIND REEL

- Equipped with slip ring, power cable, and plug
- Payout cable has receptacle
- Ideal for continuous service

3 cond. Type SO Cable Size	length ft.	m	Amperage cord off reel	Series-UL listed	
				HW100	HW300
#16 AWG	50	15.24	10	HW122	HW322
#16 AWG	100	30.48	10	HW124	HW324
#14 AWG	50	15.24	15	HW132	HW332
#14 AWG	100	30.48	15	HW134	HW334
#12 AWG	50	15.24	15	HW142	HW342
#12 AWG	100	30.48	15	HW100	HW300

Maximum capacity- all models

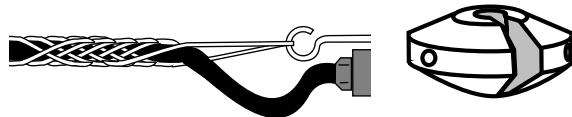
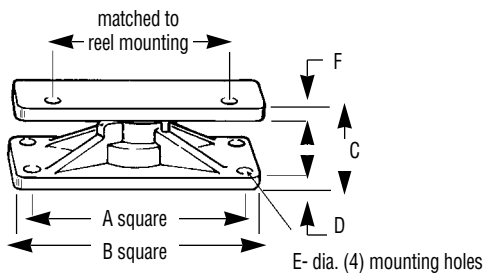
- 3 cond. #16AWG SO (.430 in. dia.) 200 Ft.
 - 3 cond. #14AWG SO (.560 in. dia.) 125 ft.
 - 3 cond. #12 AWG SO (.640 in. dia.) 100 ft.
- usable spool vol. 500 cu. in.

Cable Reel Accessories

PB Series PIVOT BASE

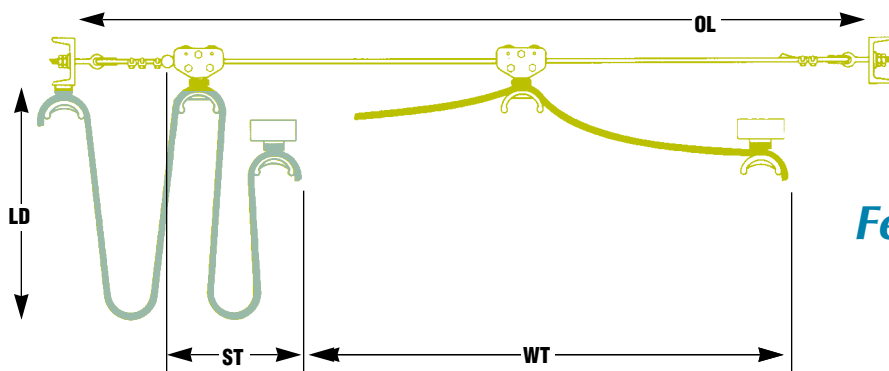
- Allows cable and cord reels to rotate 330°

Model	Reel Series	Dim.A in. mm	Dim.B in. mm	Dim.C in. mm	Dim.D in. mm	Dim.E in. mm	Dim.F in. mm
PB10YE	RI50	3	4	2.69	0.50	0.438	1.25
		76	102	68.3	13	11.13	31.8
PB2A	200/300 400	3	4	1.44	0.50	0.438	0.25
		76	102	36.6	13	11.13	6.4
PBM7A	5000	10	11.5	3.76	0.75	0.531	0.63
		254	292	95.5	19.1	13.49	15.9



CABLE GRIPS AND STOPS

Cable Size OD, ins.	Cable Grip Model	Cable Stop Model
0.30-0.41	37121-11	ST1
0.41-0.56	37121-12	ST1
0.57-0.70	37121-16	ST1
0.70-0.75	37121-18	ST1
0.75-0.82	37121-18	ST2
0.82-0.875	37121-20	ST2
0.875-1.00	37121-20	ST3
1.06-1.25	37121-22	ST3



Festoon Systems

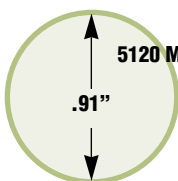
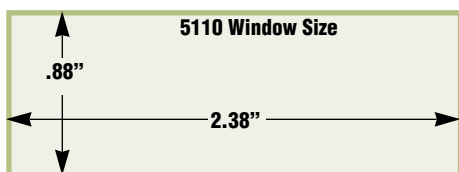
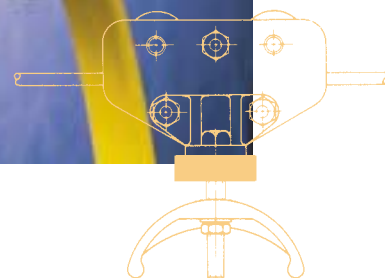
5 1 0 0 WIRE ROPE FESTOON

Series 5100 wire rope supported systems are designed for simple applications with limited travel distance and speed requirements.

The systems are to be used with a maximum cable diameter of 0.91" for round cable or hose and .30" thickness for flat cable. Working travel up to 68 ft. and weight capacity of 9 lbs. per carrier.

System includes: two end clamps, two eyebolts, five clamps, one ball stop, intermediate carriers and nylon covered rope.

- Concave nylon wheels
- Nylon body
- Neoprene clamp pad
- 3/16" diameter wire rope, nylon coated to 1/4"
- Round and flat cable available
- Order complete system with one model number
- See page 20 for flat festoon cable



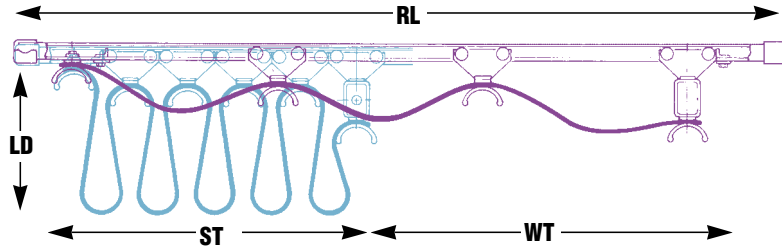
5110 Flat Cable System Maximum cable thickness .3"

Model	WT ft.	LD in.	OL ft.	Max. Cable Wt lbs./ft.	ST ft.	No. of Carriers	CR* ft.
5110-02-025	16	36	18.7	1.44	1.05	2	20
	21	48	23.7	1.09	1.05	2	26
5110-04-045	27	36	30.5	1.44	1.75	4	33
	36	48	39.4	1.09	1.75	4	43
5110-06-060	38	36	42.2	1.44	2.45	6	46
	51	48	55.1	1.09	2.45	6	60
5110-08-075	50	36	54.8	1.44	3.15	8	60
	66	48	70.8	1.09	3.15	8	77

5120 Round Cable System Maximum cable outside diameter .91"

Model	WT ft.	LD in.	OL ft.	Max. Cable Wt lbs./ft.	ST ft.	No. of Carriers	CR* ft.
5120-02-025	15	36	17.5	1.38	0.84	2	19
	20	48	22.5	1.05	0.84	2	24
5120-04-040	26	36	29.1	1.38	1.40	4	32
	35	48	38.1	1.05	1.40	4	41
5120-06-055	37	36	40.7	1.38	1.97	6	44
	50	48	53.7	1.05	1.97	6	59
5120-08-075	48	36	52.2	1.38	2.53	8	57
	65	48	69.2	1.05	2.53	8	76

*Cable Required



4 2 0 0 BOX TRACK FESTOON

The series 4200 Value Plus box track supported systems are designed for use on small cranes, monorail hoists and transfer equipment.

This system offers a travel speed up to 175 F.P.M. and a weight capacity of 26 lbs. per carrier.

System includes: Track, hanger brackets, joint brackets, carriers, end stops, end caps, and end clamps. Cable available on page 20.

- Self aligning joint clamps with positive locks
- Nylon body, saddle and wheels for durability and light weight.
- Neoprene clamp pads compensate for uneven cable stacking up to 1/8"

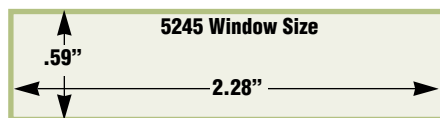
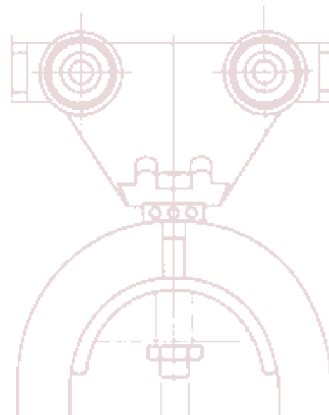


4245 Flat Cable System

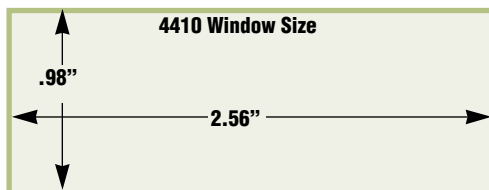
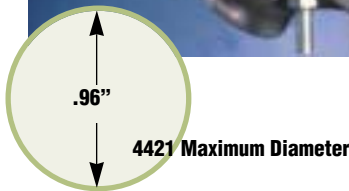
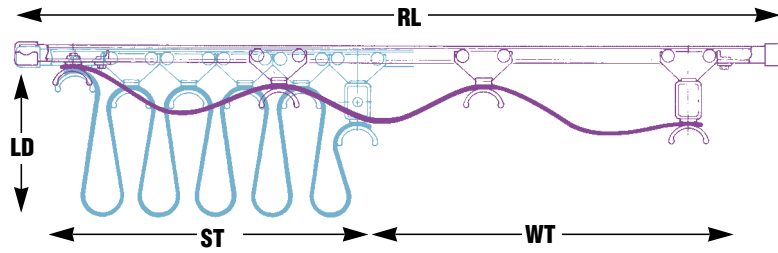
Maximum cable thickness .27"

Model	WT ft.	LD in.	No Cars	ST ft.	CR* ft.	RL ft.
4245-36-003	15	36	3	0.8	22	18
4245-36-006	30	36	6	1.6	40	34
4245-36-009	45	36	9	2.4	57	49
4245-36-015	74	36	15	3.9	91	80
4245-48-004	25	48	4	1.1	34	28
4245-48-006	36	48	6	1.6	46	40
4245-48-009	56	48	9	2.4	69	60

*Cable Required. (5 ft included for hook up add more if needed.)



Visit aeromotive.com for information on festoon systems



4 4 0 0 BOX TRACK FESTOON

The series 4400 box track supported systems are designed for use on large hoists, overhead cranes, conveyors and transfer equipment.

The systems are to be used with a travel speed up to 260 F.M.P. and weight capacity of 88 lbs. per carrier.

System includes: Track, hanger brackets, joint brackets, carriers, end stops, and end clamps. Round systems also include appropriate saddle kits.

- Self aligning joint clamps with positive locks
- Ball bearing contoured steel wheels
- Galvanized steel body
- Neoprene clamp pad on 4410 models
- Galvanized steel saddle on 4421 models

4421 Round Cable System

Cable diameter .60 to .96"

Model	WT ft.	LD in.	No Cars	ST ft.	CR* ft.	RL ft.
4421-36-003	14	36	3	1.0	24	17
4421-36-006	28	36	6	2.0	42	32
4421-36-009	42	36	9	2.9	61	47
4421-36-015	70	36	15	4.9	99	77
4421-48-004	25	48	4	1.3	38	28
4421-48-006	36	48	6	2.0	52	40
4421-48-009	55	48	9	2.9	77	60

*Cable Required. (5 ft included for hook up add more if needed.)

4410 Flat Cable System

Maximum cable thickness .45"

Model	WT ft.	LD in.	No Cars	ST ft.	CR* ft.	RL ft.
4410-36-003	16	36	3	0.8	23	19
4410-36-006	32	36	6	1.6	42	36
4410-36-009	46	36	9	2.4	58	50
4410-36-015	79	36	15	3.9	96	85
4410-48-004	27	48	4	1.1	36	30
4410-48-006	42	48	6	1.6	53	46
4410-48-009	64	48	9	2.4	78	68

*Cable Required. (5 ft included for hook up add more if needed.)

Visit aeromotive.com for information on festoon systems

Flat Festoon Cable

- Flat cable is designed with all individual conductors located in the neutral axis of the cable to provide extra-long life
- Fine stranding, PVC thermoplastic insulation
- For indoor and outdoor operation
- Insulation rating: 105°C

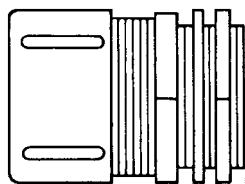
FLAT CABLE SELECTION CHART

Model	AWG size	no. of conductors	Dimensions. inches	Amps	Weight ls/ft
583000708	16	8	.20x1.110	15	.18
583000712	16	12	.20x1.605	15	.27
583000504	14	4	.21x.625	25	.12
583000508	14	8	.21x1.175	17	.22
583000512	14	12	.21x1.700	17	.34
583000304	12	4	.23x.710	30	.16
583000308	12	8	.23x.700	21	.32
583104000	10	4	.27x.880	40	.24
583804000	8	4	.365x1.190	50	.42
583604000	6	4	.43x1.450	70	.60

Cable Accessories

CONNECTOR GLANDS

- Contoured closure for Pow-R-Belt flat cable
- Made of machined aluminum castings, with plated steel compression plates and tandem neoprene sealing gaskets
- Connectors are complete with nut and mounting gasket
- Provides a closure at the cable entrance in agreement with NEMA12



Cable Size	Nylon Connector	Knockout Diameter	Thread Size	Cable No.
#16-8	1608NC	1.875 (47.6)	(PG36)	583000708
#16-12	1612NC	2.50 (63.5)	(PG48)	583000712
#14-4	1404NC	1.18 (30)	(PG21)	583000504
#14-8	1408NC	1.875 (47.6)	(PG36)	583000508
#14-12	1412NC	2.125 (54.0)	(PG42)	583000512
#12-4	1204NC	1.18 (30.0)	(PG21)	583000304
#12-8	1208NC	1.875 (47.6)	(PG36)	583000308
#10-4	1004NC	1.50 (38.1)	(PG29)	583104000
#8-4	0804NC	1.875 (47.6)	(PG36)	583804000
#6-4	0604NC	1.875 (47.6)	(PG36)	583604000

Round Festoon Cable

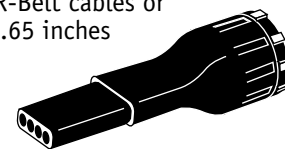
- Neoprene jacket
- Ethylene - propylene rubber insulation
- Voltage rating 600V
- UL approved for indoor and outdoor operation
- Insulation rating: 90°C

ROUND CABLE SELECTION CHART

Model	AWG size	no. of conductors	Dia. inches	Amps	Weight ls/ft
R62110114	16	3	0.430	10	0.1122
R62110115	16	4	0.485	8	0.1495
R62110117	14	3	0.560	15	0.1859
R62110118	14	4	0.605	12	0.2209
R62110120	12	3	0.640	20	0.2530
R62110121	12	4	0.670	16	0.2970
R62110123	10	3	0.695	25	0.3113
R62110124	10	4	0.750	20	0.3850
R62110310	8	2	0.81	45	0.407
R62110311	8	3	0.9	45	0.528
R62110411	8	3G	0.91	45	0.572
R62120146	16	6	0.565	8	0.1947
R62120148	16	8	0.645		0.2431
R62120150	16	10	0.72		0.3058
R62120151	16	12	0.74		0.3355
R62120153	16	16	0.825		0.4246
R62120155	16	20	0.9		0.5126
R62120179	14	6	0.740	12	0.3322
R62120181	14	8	0.845		0.4073
R62120183	14	10	0.905		0.4774
R62120212	12	6	0.8	16	0.4092
R62120237	10	6	0.88	20	0.5324

SIGMA CONNECTOR GLANDS-NO. 200SC

- Heat-shrink grip conforms to round or flat cable for secure connection
- Accommodates Pow-R-Belt cables or cable packages from .65 inches to 1.7 inches
- Comes complete with gasket and nut



AeroBAR™ Multi-Conductor Bar

The Aero-BAR continuous-contact, totally enclosed, multi-conductor system is designed for use in many mobile electrification applications including hoists and overhead cranes.

Continuous Conductor Strips Flexible copper conductors deliver reliable, trouble-free power to mobile equipment up to 1700 feet without joints. Joint free design ensures longer brush life, reduced signal interference and minimal voltage drop.

Safety Electrical conductors cannot be accidentally touched or bumped with ladders or tools.

No thermal expansion problems "Free Floating" design allows for the expansion of the conductors, housing and mounting. All elements move independently of each other, eliminating the distortion and/or open joints experienced with conventional fixed bar systems.

Compact design & interchangeability Get up to 5 conductors in a space half as wide as 3 single bars. The system can be mounted to existing support brackets at 5 ft. intervals. Multiple trolleys can be used to meet higher amp requirements or to power additional equipment.

Travel speed up to 1000 ft./min.

Optional high speed wheels can be used to accommodate travel speeds over 300 ft./min. Top wheels can be added to the trolley for high speed and acceleration.

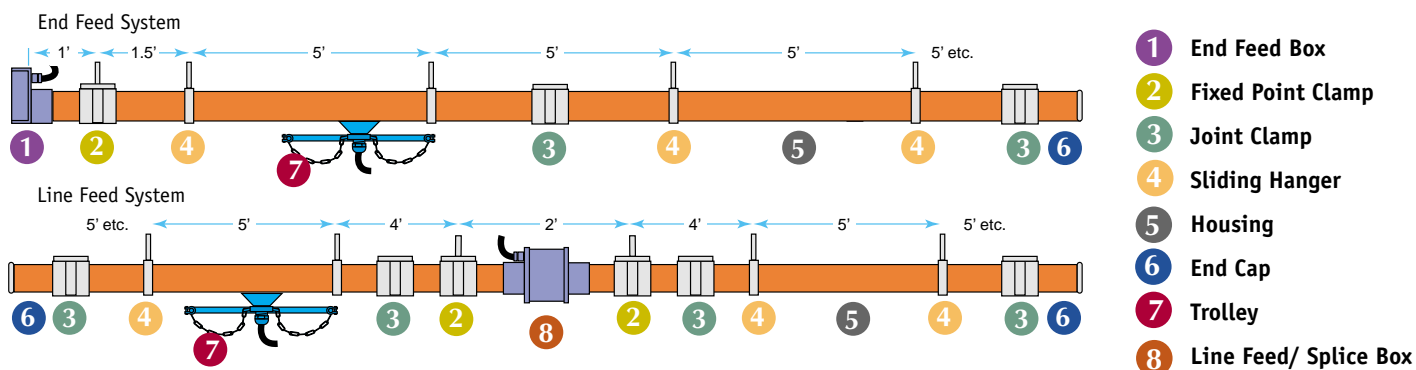


Indoor and outdoor application Galvanized and zinc plated hardware make the system suitable for outdoor use. Optional sealing strips protect the contacts from dust and humidity. Stainless steel components are also available for tough environments



Simple installation and flexibility The single housing makes it possible to install AeroBAR in less than half the time required of single bar systems. If power requirements change in the future, higher capacity conductor strips can be substituted without removing the existing housing.

Visit aeromotive.com for information and literature on AeroBAR systems. Or call Aero-Motive at: 1(800)999-8559




Alphabetical Product Index

A		I	
Adjustable Shelves	8	Intermediate Cars	17-19
AeroBAR	21	J	
B		JA Balancers	6
Balancer Accessories	5	K	
Balancer Support Chains	5	KA Balancers	6
Balancer Trolleys	5	Kits (Work Wizard)	7-8
Bench Mounted Kits	7	L	
BF Balancers	4	Lamps	14
Bin Container Kit	8	Lead-Free Hose Reels	12
Book Holder	8	M	
Box Track Festoon	18-19	Mobile Electrification	14-20
C		O	
Cable Accessories	20	Overhead Tool Support	7
Cable Grips	16	P	
Cable	20	Parts Stand Trolley	9
Cable Reel Accessories	16	Pendant Support	4-5
Cable Reels	15	Pivot Base	16
Cable Stops	16	Positioner	3
Connector (Sigma)	20	Pow-R-Mite	15-16
Connector Glands	20	Power Bar	21
Cord Reels	13	Q	
Crane Electrification	15-20	R	
D		RB Retractors	3
Document Holder	8	Reels (Cable)	15-16
E		Reels (Cord)	13
EA Balancers	6	Reels (Hand Wind)	16
EB Balancers	5	Reels (Hose)	11-12
EDG Workstation Frame	9	Reflector Lamps	14
Economy Hose Reel	11	Retractors	3-4
Ergonomic Products	3-10	RF Retractors	3
Extension Cord Reels	13	Round Cable (Festoon)	20
Extensions (Runway)	9	Runways	7-9
F		S	
F Series Retractors	4	Secondary Support Chains	5
Festoon (Box Track)	18	Severe Service Balancers	6
Festoon (Wire Rope)	17	Severe Service Retractors	4
Festoon Cable	20	Sigma Connectors	20
Floor Mounted Swing Jib	7	Single-Bay Bench Mounted Kit	7
FLRC Retractors	4	Single-Bay Standing Frame Kit	7
Fluid Handling	11-12	Single-Bay Standing Overhead	7
Fluorescent Lamps	14	Slotted Uprights	7
G		Stainless Steel Hose Reels	12
Glands (Cable)	20	Standard Duty Balancers	4
GM 31 Positioners	3	Standard Duty Positioners	3
Grips (Cable)	16	Standard Duty Retractors	3
H		Standing Frame Kits	7
Hand Lamps	14	Stops (Cable)	16
Hand Wind Cable Reels	16	Support Chains	5
Hand Wind Hose Reels	11	T	
Heavy Duty Retractors	4	Tilt Shelf	8
Hoist Electrification	15-20	Tool Support	3-10
Horizontal Support	7-9	Tool Track	7
Horizontal Tool Track	7-9	Torque Reels	10
Hose Reels	11-12		
		Track (Festoon)	18-19
		Track (Tool)	7
		Trolley (Festoon)	17-19
		Trolley (floor)	9
		Trolleys (Balancer)	5
		V	
		Value Plus Festoon	18-19
		Vertical Support Frames	7-10
		VPR Hose Reels	11
		W	
		Wire Rope Festoon	17
		Work Benches	8-9
		Work Lights	14
		Work Wizards Kits	7-8
		Workstation Components	7-9

Ask your distributor about Aero-Motive's complete line of fluid handling, tool support and mobile electrification products.

Visit aeromotive.com for more product information or to request literature on specific products.

AERO-MOTIVE®



Aero-Motive Company

A Woodhead Industries, Inc. Subsidiary

P.O. Box 2678
Kalamazoo, MI 49003-2678
(616*) 337-7700
1-800-999-8559
FAX: (616*) 381-1081
www.aeromotive.com

*(269) starting July 1, 2002

AKAPP Electro Industrie

A Woodhead Industries, Inc. Subsidiary

Nijverheidsweg
P.O. Box 54
NL-3771 ME Barneveld
Netherlands
011-31-342-414022
Fax: 011-31-342-492384
www.akapp.com

Woodhead Connectivity LTD

A Woodhead Industries, Inc. Subsidiary

Rassau Industrial Estate
Ebbw Vale Gwent NP3 5SD
United Kingdom
(0495)35 0436
FAX: (0495)35 0877
sales@wdhd.co.uk

Woodhead Asia PTE LTD

A Woodhead Industries, Inc. Subsidiary

401 Commonwealth Dr. #04-04
Haw Par Technocentre
Singapore 0314
(65) 261 6533
FAX: (65) 479 3588
sales@wasia.com.sg

Woodhead Canada LTD

A Woodhead Industries, Inc. Subsidiary

1090 Brevik Place
Mississauga, Ontario
L4W 3Y5 Canada
(905) 624-6518
FAX: (905) 624-9151
www.woodhead.ca



HOSE REELS

FESTOON



HAND WOUND REELS



CABLE REELS

TOOL SUPPORT



BALANCERS

CORD REELS



www.aeromotive.com

AERO-MOTIVE®

TOOL SUPPORT FLUID HANDLING MOBILE ELECTRIFICATION